



Features:

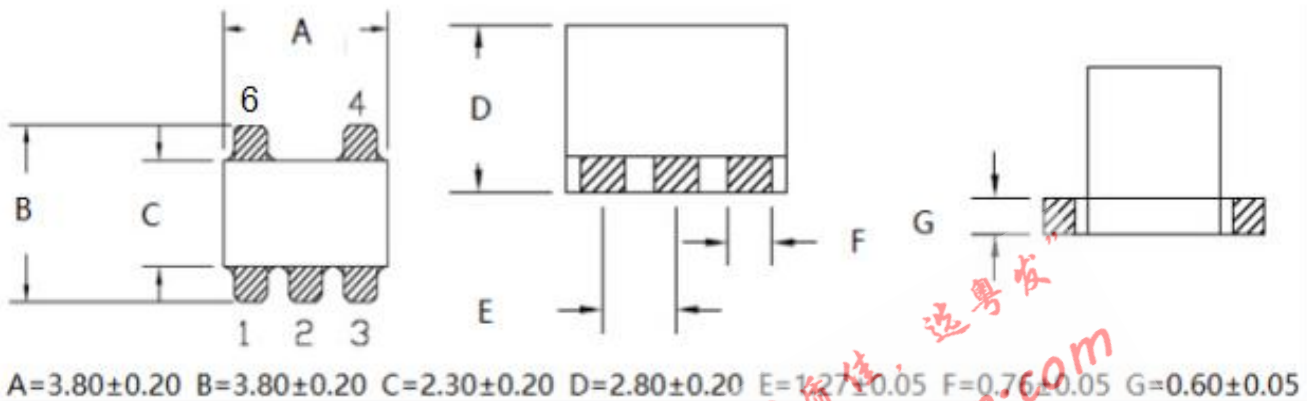
- ◆ 1: 2CT Impedance
- ◆ 50Ω Characteristic Impedance
- ◆ Frequency: 0.3to500 MHz
- ◆ RF power: 0.25W
- ◆ DC current: 30mA
- ◆ Operating temperature range: -40°C to +85°C
- ◆ Storage temperature range: -55°C to +100°C



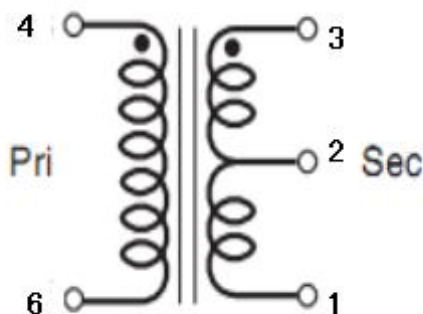
Applications:

- ◆ For broadband and wireless communications
- ◆ For VHF/UHF receivers/transmitters and push-pull amplifiers

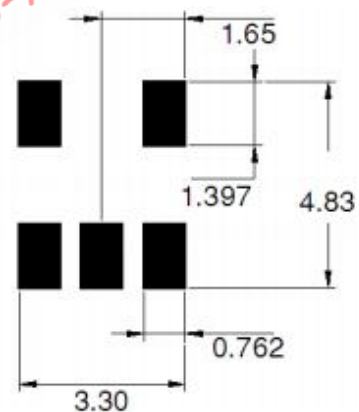
Dimension Diagram (Unit:mm) :



Electrical structure:



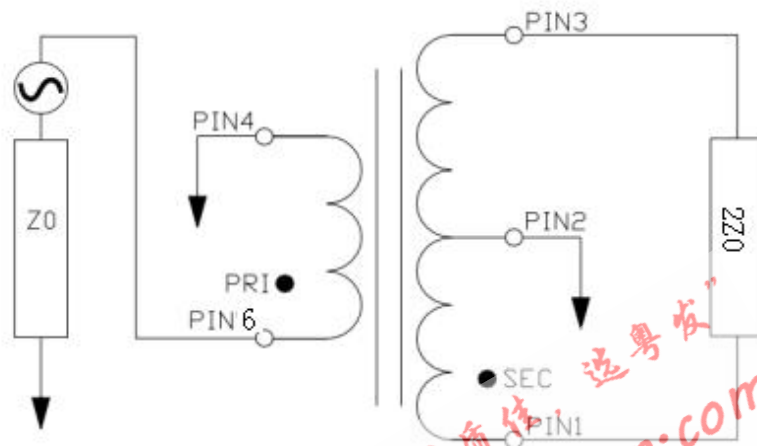
Recommended layout:



Pin configuration

Pin no.	Function
1	Secondary dot (Output 2)
2	Centre tap (Ground)
3	Secondary (Output 1)
4	Primary dot (Ground)
6	Primary (Input)

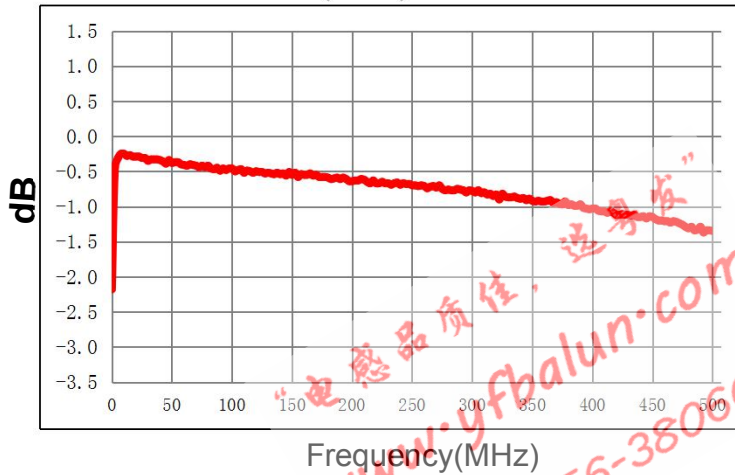
Application circuit :



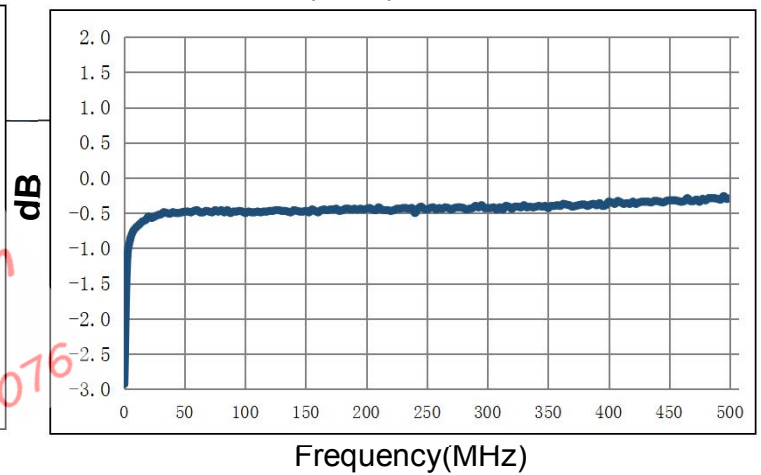
Electrical Specifications: $T_A = 25^\circ\text{C}$ $Z_0 = 50\Omega$

Parameter	Test Conditions	Units	Min	Typ	Max
Main line Loss(out1)	0.3-500MHz	dB	—	0.50	3.50
Main line Loss(out2)	0.3-500MHz	dB	—	0.50	3.50
Amplitude Balance	0.3-500MHz	dB	—	± 0.50	± 1.00
Phase Balance	0.3-500MHz	Degrees	—	± 5.00	± 10.00
Input Return Loss	0.3-500MHz	dB	15.00	20.00	—

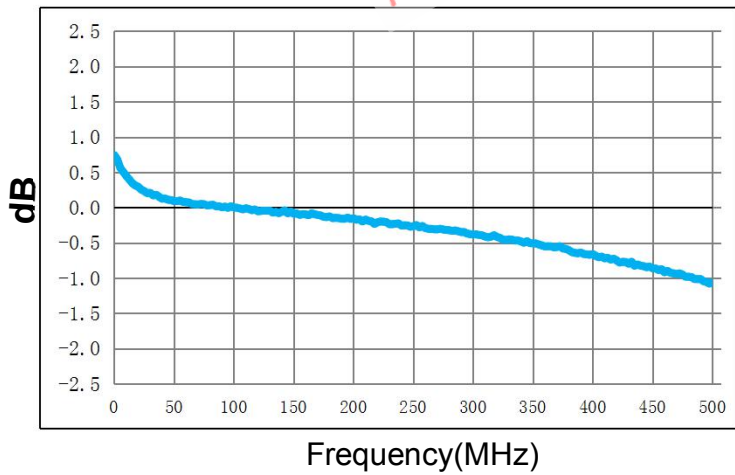
Main line Loss(out1)



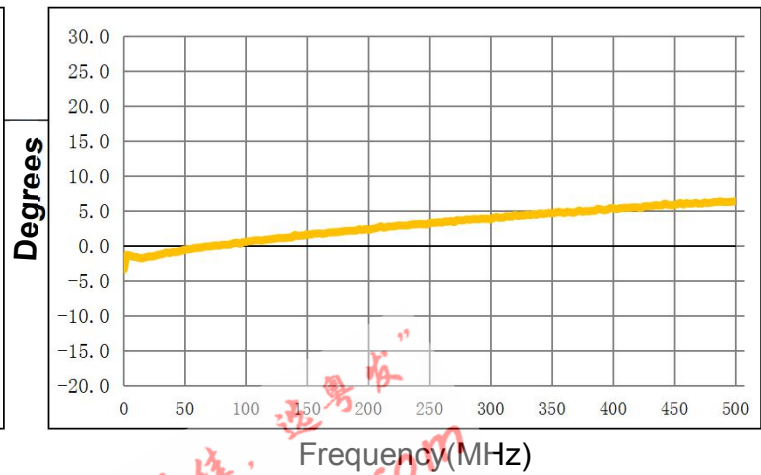
Main line Loss(out2)



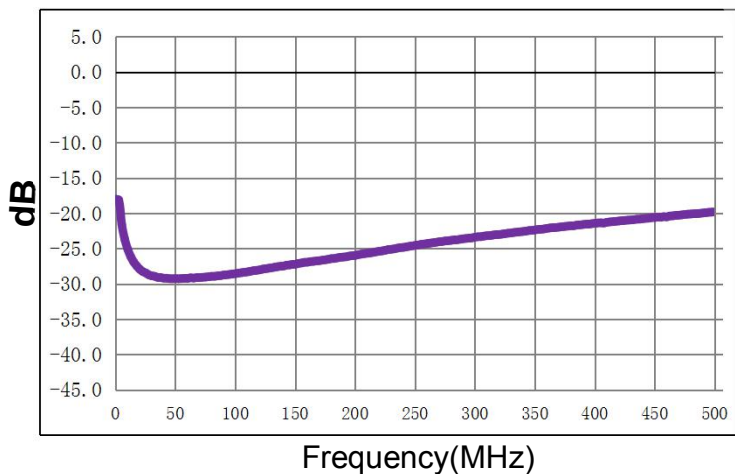
Amplitude Balance



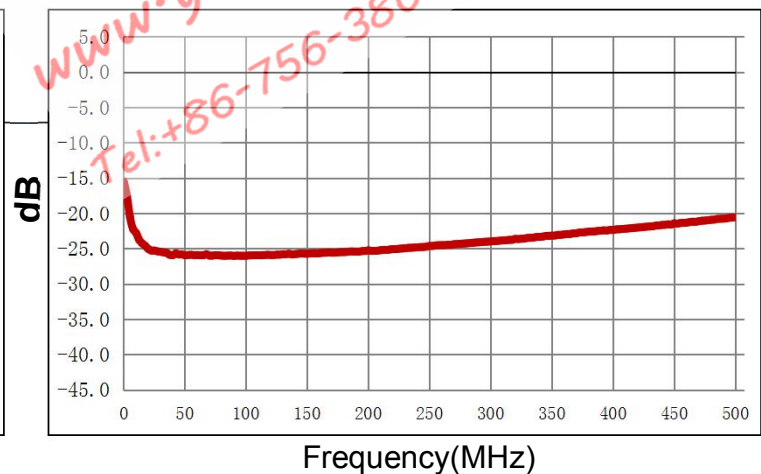
Phase Balance



Input Return Loss

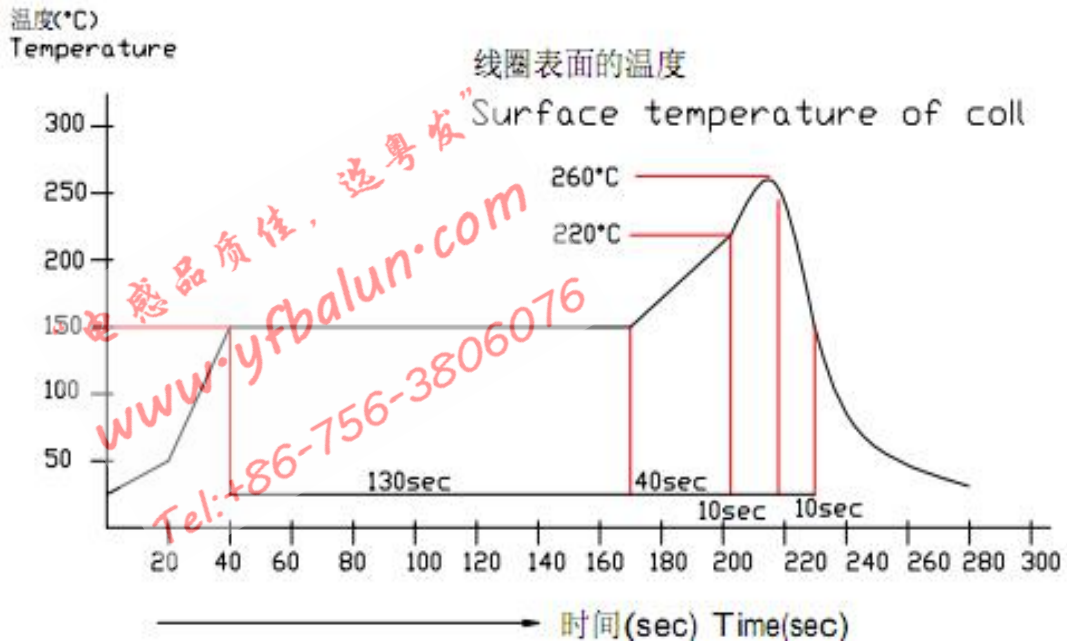


Sdd22

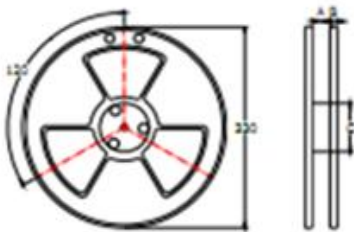
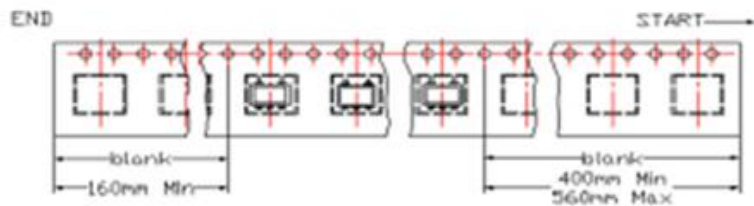


Recommended Soldering Temperature Graph:

建议迴焊条件
The condition of reflow
(Recommendation)



Packging Dimension For Caeier Tape(UNIT:mm):



SPEC	8	12	16	24	32	44	56	72
DIM A±0.1	8.5	12.5	16.5	24.5	32.5	44.5	56.5	72.5
DIM B±0.1	2.3	2.3	2.3	2.3	2.3	2.3	2.3	2.3
DIM C±0.1	100	100	100	100	100	100	100	100

QUANTITY

2000PCS/Reel

15 reel/Big carton/60000pcs